



K2 Plumber's Vice

High quality vice made from drop forged steel and surface-hardened for long life.

The double acme thread screw allows faster adjustment of the jaw opening and is enclosed to keep dirt and debris out of the mechanism.

Pipe jaws forged integral with the body,

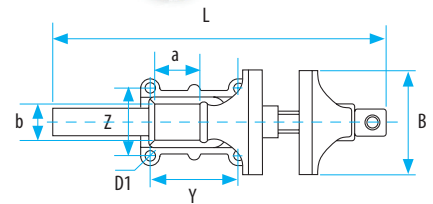
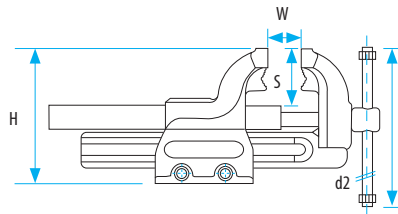
Solid Body: Drop-forged from high quality steel. Drop forged. Induction hardened. (54-58 HRC)

Solid with the body.

Ideal for straightening or similar jobs requiring strong and flat surface.

Unbreakable.

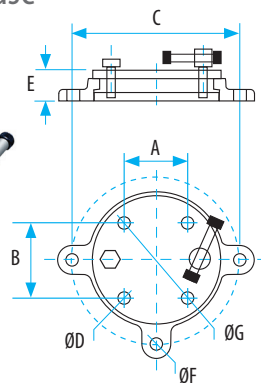

- Designed with acme thread screw



Code		60205300100	60205300120	60205300140	60205300160	60205300180
Size		100	120	140	160	180
Jaw With	B mm	100	120	140	160	180
Jaw Opening	W mm	125	150	200	225	225
Total Length	L mm	422.5	525.5	662.5	772	772
Anvil Size	axb mm	38x40	48x42	57x54	70x56	70x56
Hole Distance	YxZ mm	72x58	97x76	119x95	139x121	139x121
Hole Diameter	D1 mm	10	12	12	14	14
Screwhandle	d2 mm	13	13	15	18	18
Screwhandle Length	E mm	190	190	310	335	335
Jaw Depth	S mm	55	74	85.5	104	104
Vise Height	H mm	137	170.5	202.5	241	241
Weight	~ kg	5	9	16	29	29
min. Clamping Range	mm	Ø 16	Ø 16	Ø 18	Ø 18	Ø 22
max. Clamping Range	mm	Ø 40	Ø 58	Ø 80	Ø 98	Ø 98

Swivel Base

Bench Vice With Swivel Base



Metal

Plastic

Code	Size (mm)	A	B	C	ØD	E	ØF	ØG	kg	Code
66030010100	100	58	72	150	M8	27.5	119	11.5	1.7	66030020100
66030010120	120	76	97	185	M10	32.5	150	13.5	2.7	66030020120
66030010140	140	95	119	220	M10	30.0	180	13.0	3.3	66030020140
66030010160	160	121	139	250	M12	40.0	215	17.5	6.0	66030020160
66030010180	180	121	139	250	M12	40.0	215	17.5	6.0	66030020180

Swivel Base: Drop forged, infinitely variable rotation between 0° and 360°. Position lockable by special bolt-screw arm. Suitable also for other brands.